

CONSULATE GENERAL OF INDIA
SAN FRANCISCO
MONTHLY COMMERCIAL REPORT JULY- August 2019

TRADE NEW HIGHLIGHTS – JULY - AUGUST 2019

1. India Gems & jewellery exports up

India's gems and jewellery exports rose over 11 per cent to \$6.78 billion during the first two months of the current fiscal, largely driven by demand in US. The rise in shipments was mainly supported by exports of silver jewellery, and gold medallions and coins.

2. India to import crude oil from US for first time

India, the world's third-largest oil importer, will import crude oil from the United States for the first time after Indian Oil Corp bought a cargo that will be delivered in October. The purchase has come after Prime Minister Narendra Modi's visit to the US in June when President Donald Trump said his country looked forward to exporting more energy products to India. Indian refiners are seeking these heavy, high-sulphur grades as feedstock's after modifications at their plants make it easier to process these types of crudes, which typically sell at a lower cost relative to other oil types. The US could become an alternative source for the Indian companies for these grades.

3. India's retail sector likely to get a shot in the arm soon

Wal-Mart, the humongous American retail store chain, has decided to expand in the Indian market. Wal-Mart is a known economic entity in 28 countries, with 63 brand banners. From groceries and provisions, to electronic goods, travel equipment, garments and furniture, it has it all. There are other established brands operating in India's retail sector. Wal-Mart has announced its decision to invest Rs 900 crore in Maharashtra; it would open about 15 modern cash-and-carry wholesale stores in the state. Consequently, there would be 30,000 direct and indirect jobs created. As it expands, other retail entities — domestic and international — are bound to draw up plans for expanding. It would boost organized job creation and gainful employment.

TOP COMMODITIES OF EXPORTS/IMPORTS TO STATES UNDER THIS POST'S JURISDICTION IN JULY - AUGUST 2019

Top Commodities of India Exports to States under this Post's Jurisdiction

HS Code	Product	Value \$	State
82079010	PRIMARY METAL MFG	3,207,648	Alaska
99979100	MISCELLANEOUS MANUFACTURED COMMODITIES	53,059,134	Arizona
03021100	FISH, FRESH/CHILLED/FROZEN & OTHER MARINE PRODUCTS	753,416,134	California
84452011	TEXTILE MILLS PRODUCTS	4,011,886	Hawaii
84713010	COMPUTER AND ELECTRONIC PRODUCTS	9,970,805	Idaho
98020000	CHEMICALS	2,425,747	Montana
99979100	MISCELLANEOUS MANUFACTURED COMMODITIES	176,484,154	Nevada
61011010	APPAREL MANUFACTURING PRODUCTS	41,179,827	Oregon
98020000	CHEMICALS	20,159,903	Utah
84452011	TEXTILE MILLS PRODUCTS	83,467,161	Washington
84379090	MACHINERY, EXCEPT ELECTRICAL	923,334	Wyoming

Source: Foreign Trade Division, U.S. Census Bureau as per 2018 data

Top Commodities of Indian Imports from States under this Post's Jurisdiction

HS Code	Product	Value \$	State
73110090	TRANSPORTATION EQUIPMENT	464,242,227	Alaska
84713010	COMPUTER AND ELECTRONIC PRODUCTS	39,389,423	Arizona
99979100	MISCELLANEOUS MANUFACTURED COMMODITIES	3,584,443,411	California
03021100	FISH, FRESH/CHILLED/FROZEN & OTHER MARINE PRODUCTS	9,157,136	Hawaii
98051000	FOOD MANUFACTURES	2,885,660	Idaho
73110090	TRANSPORTATION EQUIPMENT	2,936,782	Montana
82079010	PRIMARY METAL MFG	1,589,885,323	Nevada
84713010	COMPUTER AND ELECTRONIC PRODUCTS	71,486,784	Oregon
98051000	PRIMARY METAL MFG	142,742,768	Utah

73110090	TRANSPORTATION EQUIPMENT	1,393,133,318	Washington
98020000	CHEMICALS	21,246,585	Wyoming

Source: Foreign Trade Division, U.S. Census Bureau

TOTAL EXPORTS/IMPORTS TO STATES UNDER THIS POST'S JURISDICTION YTD JULY - AUGUST 2019

Exports from India to States under this Post's Jurisdiction

State	2015 (\$)	2016 (\$)	2017 (\$)	2018 (\$)
Alaska	2,152,153	5,273,335	2,944,686	8,379,939
Arizona	224,399,081	213,932,075	237,183,347	246,607,790
California	3,855,630,622	3,632,108,749	3,949,537,323	4,022,183,963
Hawaii	8,839,393	5,790,710	7,353,103	11,471,822
Idaho	14,100,519	11,273,403	17,815,286	20,600,944
Montana	21,649,743	2,281,820	4,979,671	6,103,863
Nevada	221,396,873	262,817,749	389,764,827	300,114,899
Oregon	140,653,944	132,326,754	172,763,994	184,818,796
Utah	85,084,540	98,595,480	103,552,344	120,069,098
Washington	452,733,326	361,830,153	424,890,608	481,638,479
Wyoming	6,957,939	3,386,747	2,651,827	5,160,833


Source: Foreign Trade Division, U.S. Census Bureau *Latest data as per Dec 2018

Major products of Exports from India to California in 2018

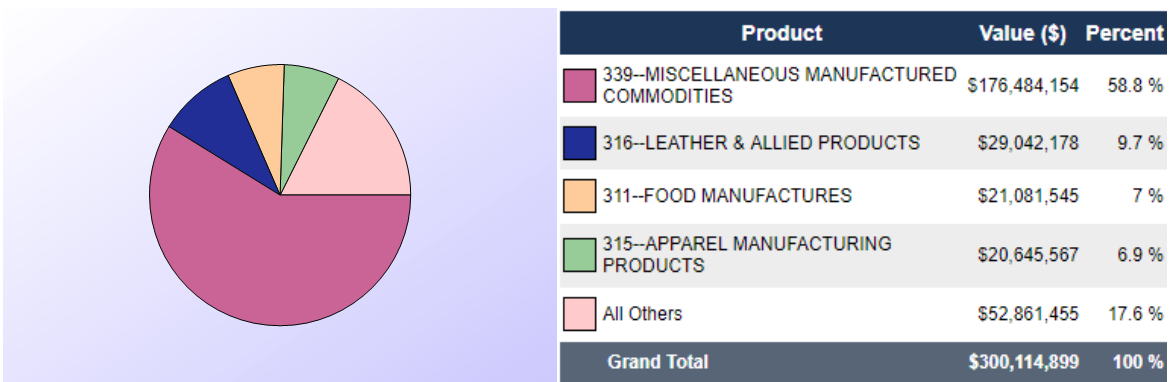


Product	Value (\$)	Percent
114--FISH, FRESH/CHILLED/FROZEN & OTHER MARINE PRODUCTS	\$753,416,134	18.7 %
315--APPAREL MANUFACTURING PRODUCTS	\$572,446,903	14.2 %
314--TEXTILE MILLS PRODUCTS	\$416,524,291	10.4 %
339--MISCELLANEOUS MANUFACTURED COMMODITIES	\$332,309,950	8.3 %
All Others	\$1,947,486,685	48.4 %
Grand Total	\$4,022,183,963	100 %

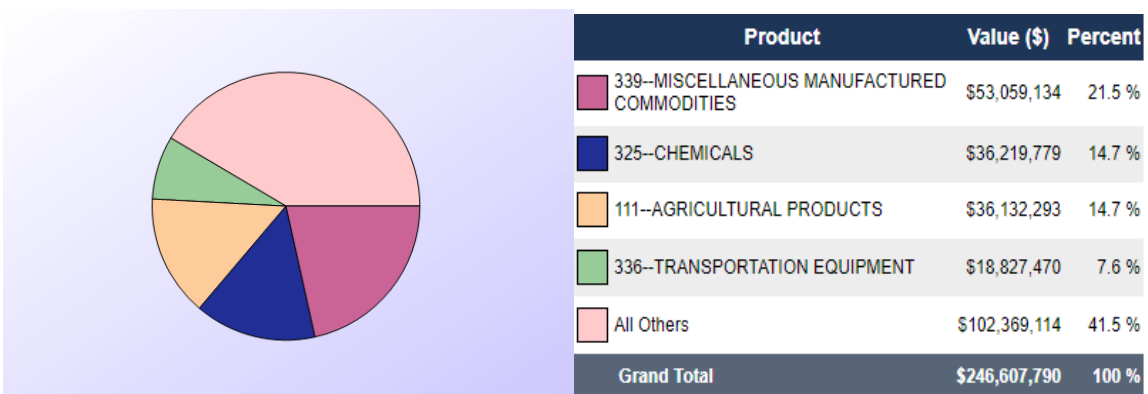
Major products of Exports from India to Washington in 2018



Major products of Exports from India to Nevada in 2018



Major products of Exports from India to Arizona in 2018

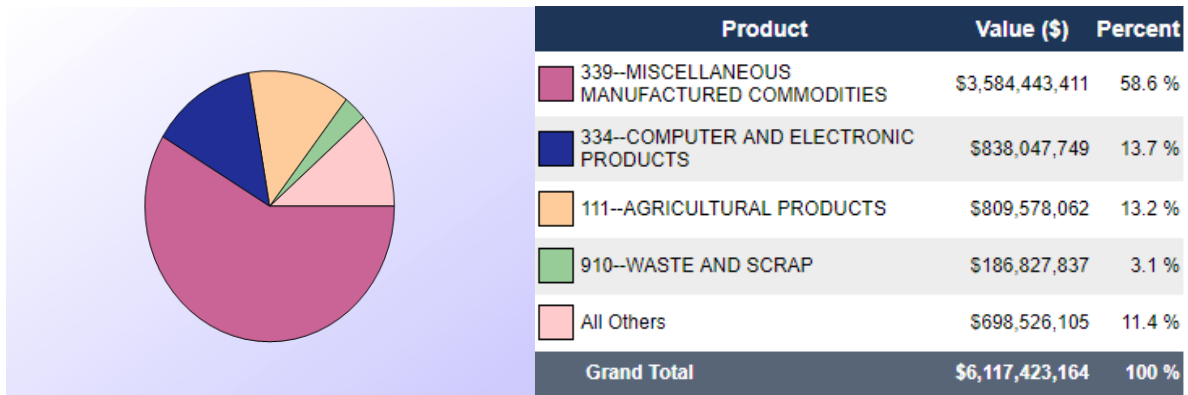


Imports by India from States under this Post's Jurisdiction

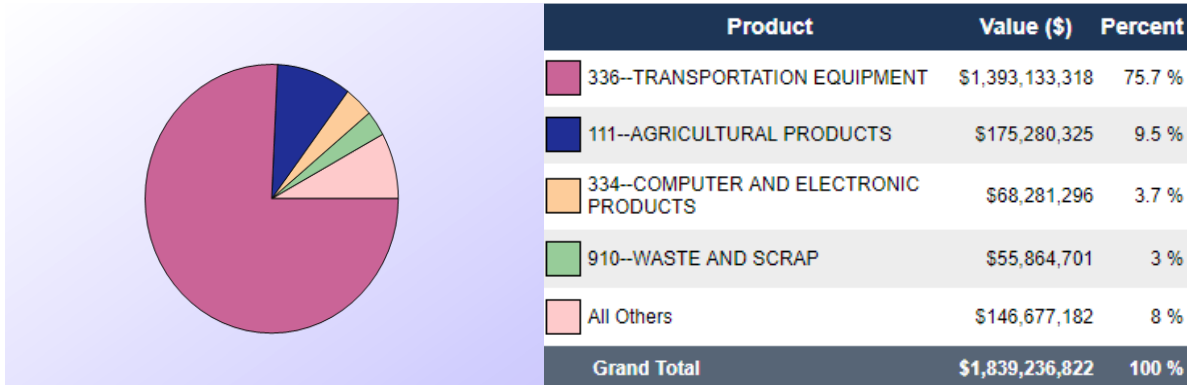
State	2015 (\$)	2016 (\$)	2017 (\$)	2018 (\$)
Alaska	1,320,449	2,026,284	769,332	646,532
Arizona	102,718,442	114,368,708	157,528,131	131,356,052
California	4,568,402,045	5,129,286,116	5,014,214,769	6,117,423,164
Hawaii	9,766,185	15,308,110	10,070,427	11,546,406
Idaho	27,794,604	33,904,830	43,634,543	10,426,063
Montana	33,391,085	52,150,420	23,590,911	8,546,025
Nevada	1,720,866,386	812,179,250	1,798,617,635	1,672,340,779
Oregon	90,702,304	123,006,058	110,592,122	149,823,528
Utah	201,899,345	101,459,188	58,710,833	224,249,705
Washington	1,150,560,756	816,180,471	980,670,243	1,839,236,822
Wyoming	6,552,562	12,912,385	17,098,991	21,601,728

Source: Foreign Trade Division, U.S. Census Bureau *Latest data as per Dec 2018

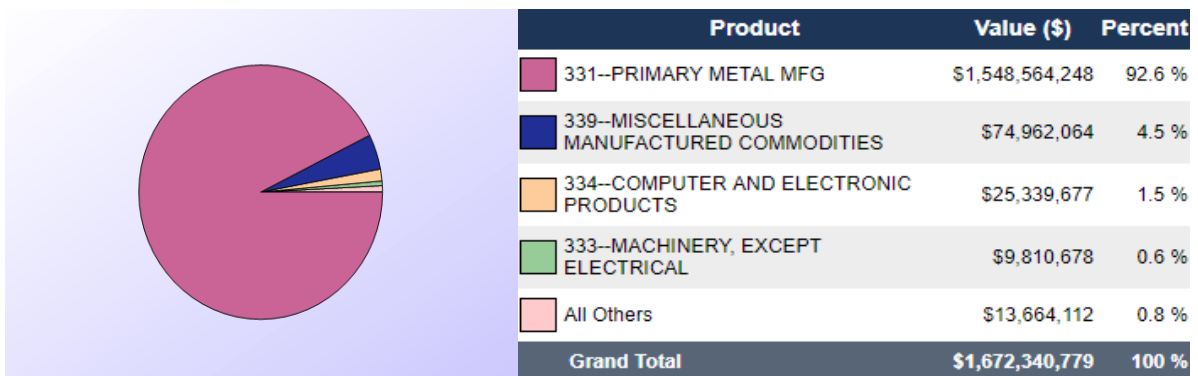
Major products of Imports by India from California in 2018



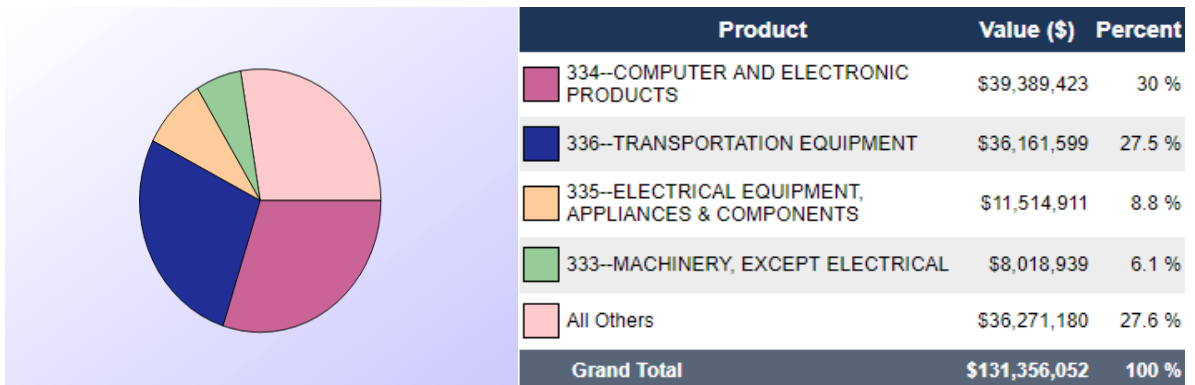
Major products of Imports by India from Washington in 2018



Major products of Imports by India from Nevada in 2018



Major products of Imports by India from Arizona in 2018



TRADE ENQUIRES

Here are some of the trade enquiries that this post received during month of July- August 2019 and they have been attended to appropriately.

Company	Exports from India
Deep Patel	Ceramic Tiles & Sanitary Ware.
Jagadamba Traders	CEREALS
Sai Enterprises	Leather Goods
Sadhya India	Indian Handicraft Goods
Sonali Galhotra	Cashmere and Woolen shawls
VLCC,India	Personal & Skin Care product
Sachin Panchal	Jewelry and leather Goods
ALPS EXPORT	Pet Accessories, Pet Food & Pet Supply
LuxeLiving	Fashion & Textile Designers
Jindal Crafts	Handmade Gifts, Arts & Crafts
Sharmada exports	Rice
JAYDADA INTERNATIONAL	Agricultural Products & Stationery
Company	Imports to India
Prime Wire & Cable Inc	Cable Wire
An Adventz Group Company	EPC/Engineering
Insta Graphic Systems	Heat Press Machines